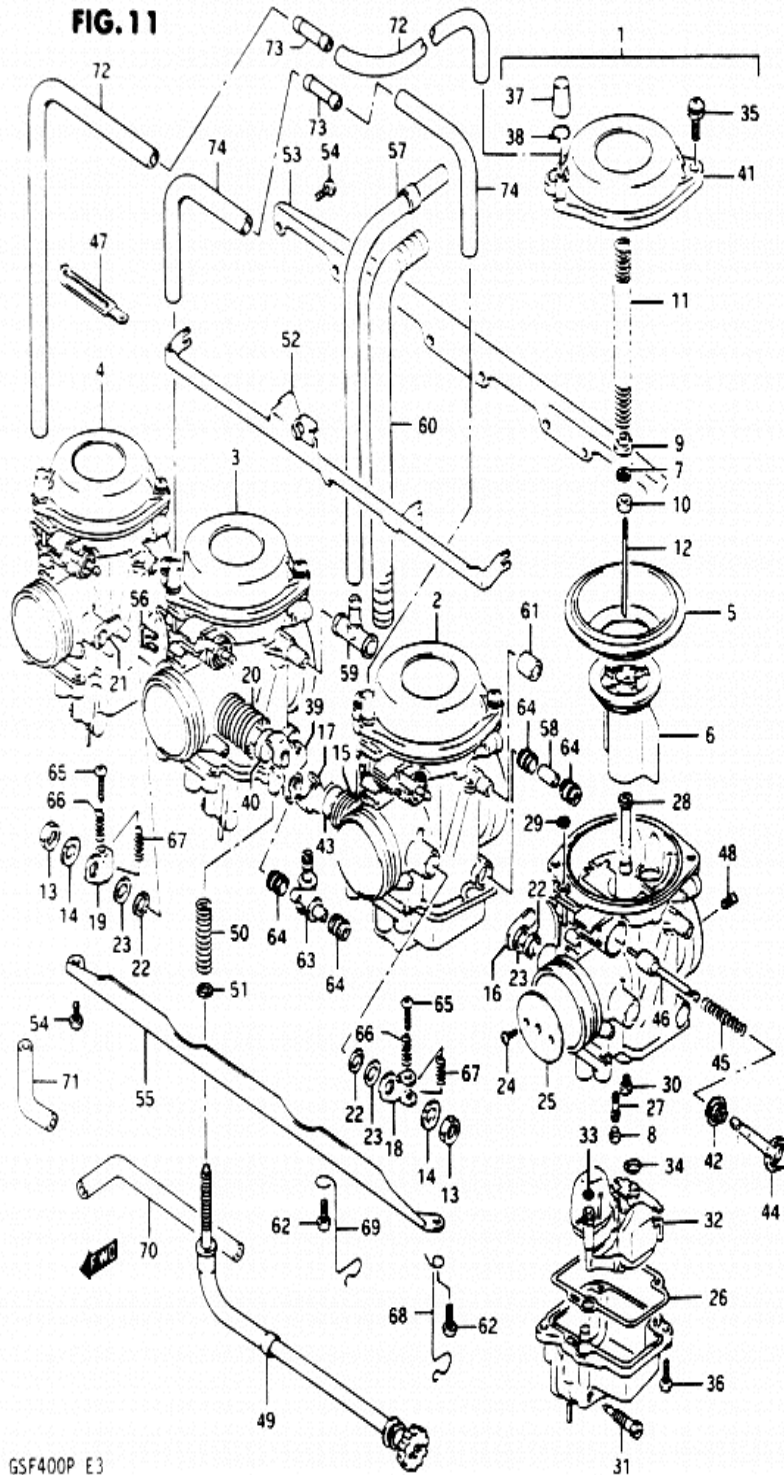


FIG.11 (C- 2) CARBURETOR



GSF400P E3

GSF400P E3

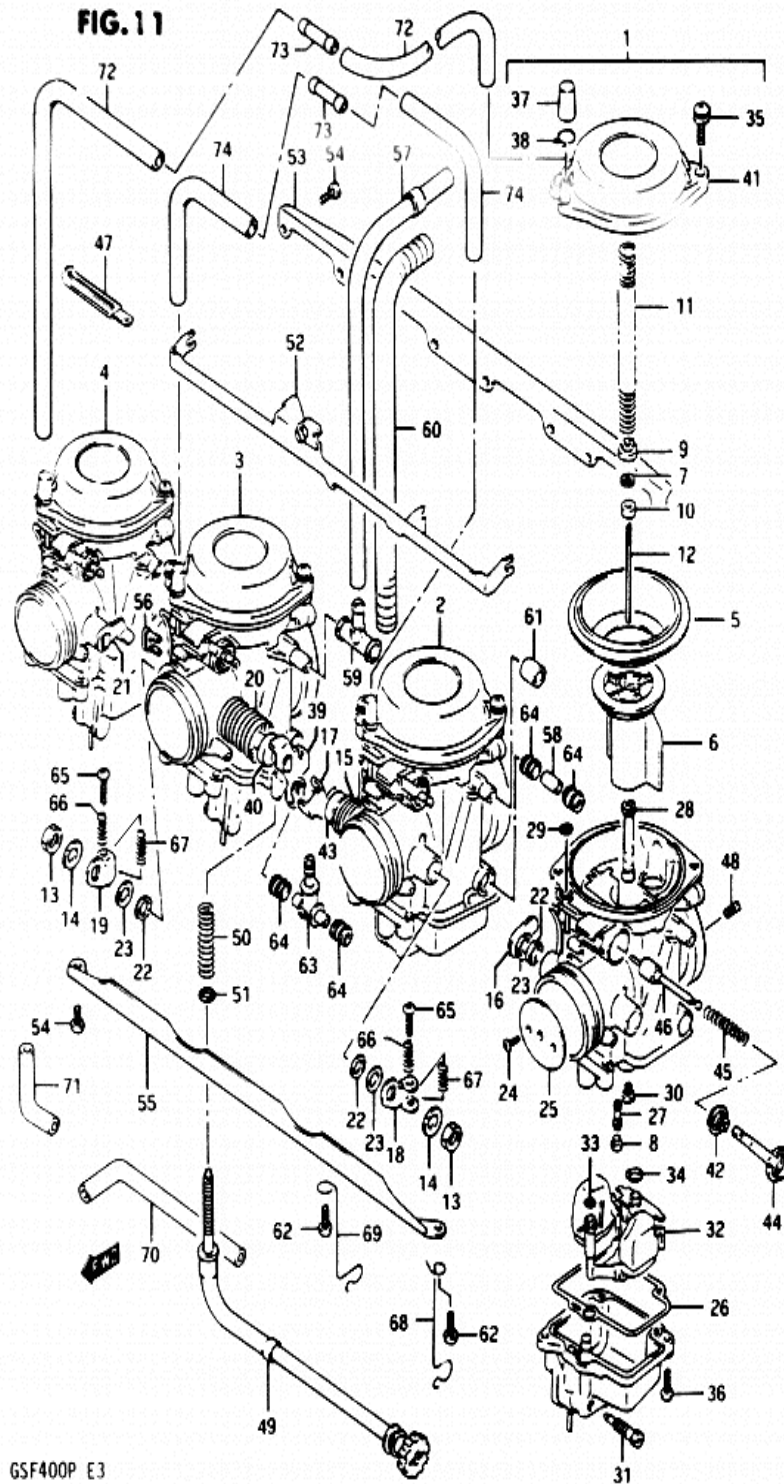
Q'TY

REF.NO.	PART NO.	DESCRIPTION	Q'TY	REMARKS
1-1	13201-10020	CARBURETOR ASSY, LH	1	model M/N
1-2	13201-10090	CARBURETOR ASSY, LH	1	model P
1-3	13201-10040	CARBURETOR ASSY, LH	1	CALIFORNIA ONLY,model M/N
1-4	13201-10040	CARBURETOR ASSY, LH	1	CALIFORNIA ONLY,model P
2-1	13202-10020	CARBURETOR ASSY, ML	1	model M/N
2-2	13202-10090	CARBURETOR ASSY, ML	1	model P
2-3	13202-10040	CARBURETOR ASSY, ML	1	CALIFORNIA ONLY,model M/N
2-4	13202-10040	CARBURETOR ASSY, ML	1	CALIFORNIA ONLY,model P
3-1	13203-10020	CARBURETOR ASSY, MR	1	model M/N
3-2	13203-10090	CARBURETOR ASSY, MR	1	model P
3-3	13203-10040	CARBURETOR ASSY, MR	1	CALIFORNIA ONLY,model M/N
3-4	13203-10040	CARBURETOR ASSY, MR	1	CALIFORNIA ONLY,model P
4-1	13204-10020	CARBURETOR ASSY, RH	1	model M/N
4-2	13204-10090	CARBURETOR ASSY, RH	1	model P
4-3	13204-10040	CARBURETOR ASSY, RH	1	CALIFORNIA ONLY,model M/N
4-4	13204-10040	CARBURETOR ASSY, RH	1	CALIFORNIA ONLY,model P
5	13507-32C00	.DIAPHRAGM	4	
6	13501-32C00	.VALVE, piston	4	
7	13394-10010	.CLIP, needle	4	
8	13357-34C00	.PLUG	4	
9	13382-42A00	.RING	4	
10	13387-47010	.RING	4	
11	13417-42A00	.SPRING	4	
12	13383-10010	.NEEDLE, jet (5E274-1)	4	
13	08310-22086	.NUT	2	ML,MR
14	08321-31086	.LOCK WASHER	2	ML,MR
15-1	13573-17C00	.SPRING	1	ML,model M/N
15-2	13573-10D00	.SPRING	1	ML,model P
16	13550-32C00	.SHAFT ASSY	1	LH
17	13550-32C10	.SHAFT ASSY	1	ML
18	13553-17C00	.LEVER	1	ML
19	13553-44B00	.LEVER, throttle	1	MR
20-1	13573-32C10	.SPRING	1	MR,model M/N
20-2	13573-10D10	.SPRING	1	MR,model P

The component part for California spec. for model P will be announced later by revised edition. So please do not use the parts number for California spec. in this page.

C2

FIG.11 (C-3) CARBURETOR



GSF400P E3

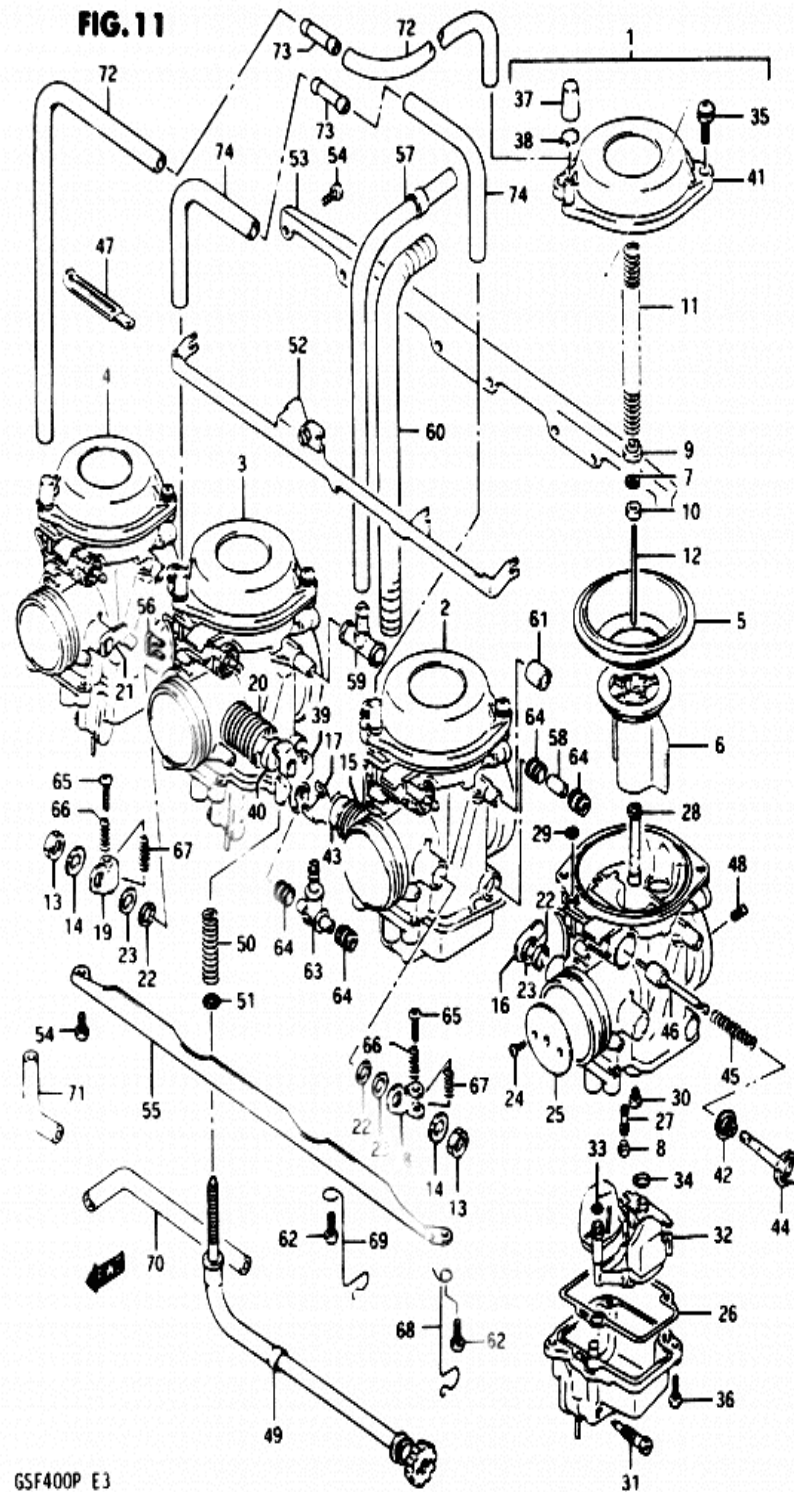
REF.NO.	PART NO.	DESCRIPTION	Q'TY	REMARKS
21	13550-32C30	.SHAFT ASSY	1	RM
22	13556-44B00	.SEAL	6	LH,RH:1,ML:MR:2
23	13557-47070	.GASKET	4	
24	13604-42A00	.SCREW	8	
25-1	13551-10D10	.VALVE, throttle (130)	4	model M/N
25-2	13551-46D00	.VALVE, throttle (130)	4	model P
26	13258-44B00	.GASKET, float chamber	4	
27	09492-32006	.JET, pilot (32.5)	4	
28-1	09494-00710	.JET, needle (0-9)	4	model M/N
28-2	09494-00792	.JET, needle (0-9)	4	model P
28-3	09494-00715	.JET, needle (0-9)	4	CALIFORNIA ONLY
29	13509-17C00	.O RING	4	
30-1	09491-20012	.JET, main (102.5)	4	model M/N
30-2	09491-21016	.JET, main (105)	4	model P
31	13247-28A00	.SCREW, drain	4	
32	13250-10D00	.FLOAT/NEEDLE VALVE ASSY	4	
33	13374-46710	.O RING	4	
34	13374-44080	.O RING	4	
35	13602-34390	.SCREW	8	
36	13602-05128	.SCREW	8	
37	13508-17C00	.CAP	4	
38	13671-33600	.CLIP	4	
39	13550-32C20	.SHAFT ASSY	1	MR
40	13574-32C10	.RING	1	MR
41	13502-32C00	.COVER, diaphragm	4	
42	13418-17C00	.CAP, starter	4	
43	13574-32C00	.RING	1	ML
44	13418-17C10	.HOLDER, guide	4	
45	13417-09110	.SPRING	4	
46	13411-10D00	.PLUNGER ASSY	4	
47	09404-06405	.CLAMP	1	ML
48-1	09493-29002	.JET, pilot air (1.45)	4	
48-2	09493-31001	.JET, pilot air (1.55)	4	CALIFORNIA ONLY

The component part for California spec. for model P will be announced later by revised edition. So please do not use the parts number for California spec. in this page.

GSF400P E3

C3

FIG.11 (C- 4) CARBURETOR



GSF400P E3

REF. NO.	PART NO.	DESCRIPTION	Q'TY	REMARKS
49	13267-10000	ADJUSTER ASSY	1	
50	13268-43410	SPRING	1	
51	13427-38300	WASHER	1	
52	13413-32C00	LEVER	1	
53	13628-32C10	PLATE	1	
54	13602-05128	SCREW	14	
55	13628-32C00	PLATE	1	
56	13439-17C00	HOLDER	2	
57	13683-34C10	HOSE	1	
58	13685-32C00	PIPE	2	
59	13683-34C00	HOSE, 3 way	1	
60	13684-34C00	PROTECTOR, hose	1	
61	13683-32C00	HOSE	2	
62	13602-05148	SCREW	2	
63	13685-44B00	NIPPLE	1	
64	13673-44B00	SEAL	6	
65	13267-44B00	SCREW	3	
66	13271-44B00	SPRING	3	
67	13268-17C10	SPRING	3	
68	13692-32C20	CLIP	1	
69	13692-32C30	CLIP	1	
70	13683-10000	HOSE ASSY	1	CALIFORNIA ONLY
71	13683-10010	HOSE ASSY	2	CALIFORNIA ONLY
72	13684-17010	HOSE (5x9x125)	2	CALIFORNIA ONLY
73	13685-24000	NIPPLE	2	CALIFORNIA ONLY
74	13684-17010	HOSE (5x9x125)	2	CALIFORNIA ONLY L:125+60

GSF400P E3

C4